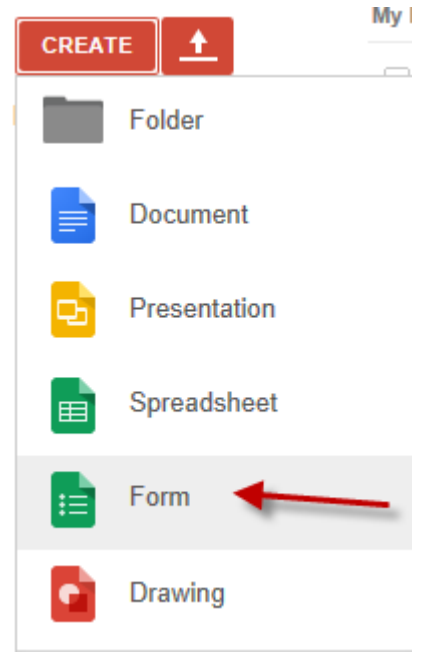
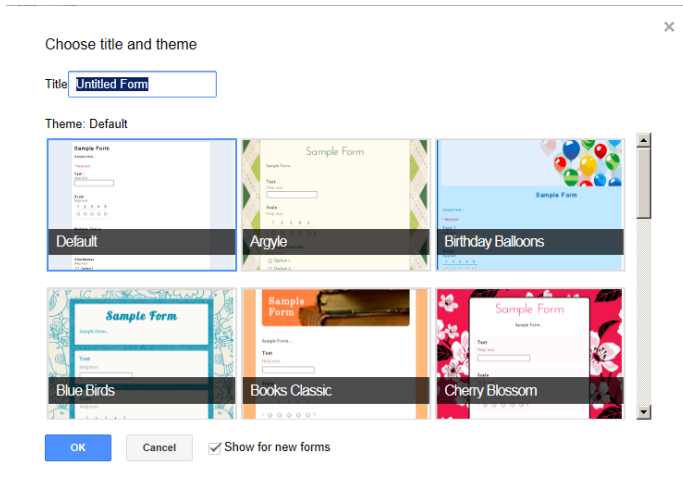
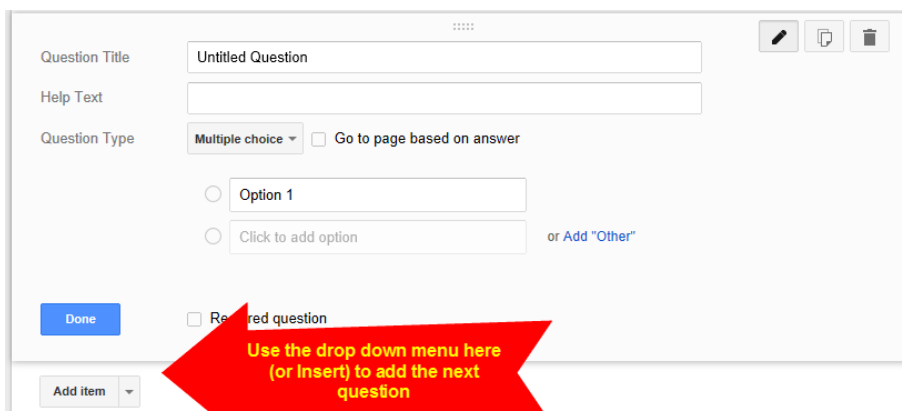
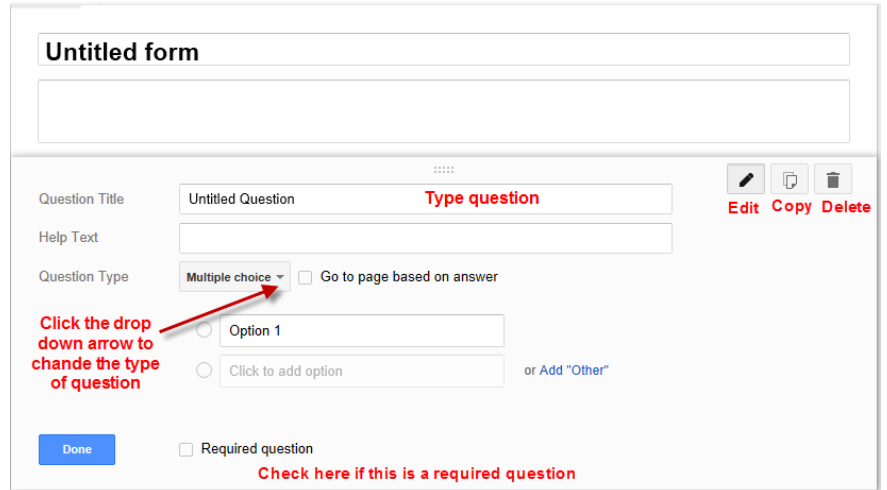


Creating a Google Form

1. Create form
2. Give title and select theme



3. A sample question is always given. Type question, change type of question, decide if it is a required question, hit done when finished.



4. Use the drop down menu to add another question.

Lori Livesay
Assistive Technology Services
Fairfax County Public Schools

5. Edit the confirmation message the respondent sees after submitting the form.

Confirmation Page

Confirmation message

Your response has been recorded.

Show link to submit another response

Publish and show a link to the results of this form ?

Allow responders to edit responses after submitting




Send form

6. Send the form to others for collaboration.

Send form

Link to share

<https://docs.google.com/a/fcpsschools.net/forms/c> Embed

Share link via:   

Send form via email:

+ Enter names, email addresses, or groups...

Looking to invite other editors to this form? [Add collaborators.](#)

Done